

2000-12

0.395 kg / m

—

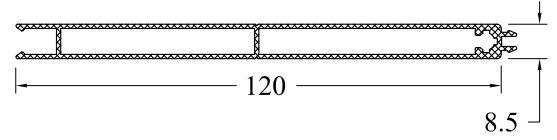
—

2000-20

0.635 kg / m

—

—

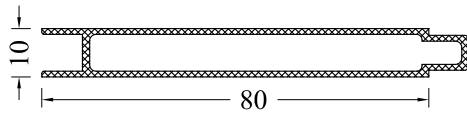


4314-12

0.800 kg / m

—

—



1000-12

0.635 kg / m

—

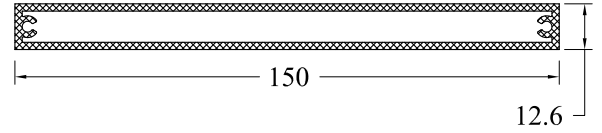
—

1000-20

0.990 kg / m

—

—




4426-20

1.785 kg / m

—

—

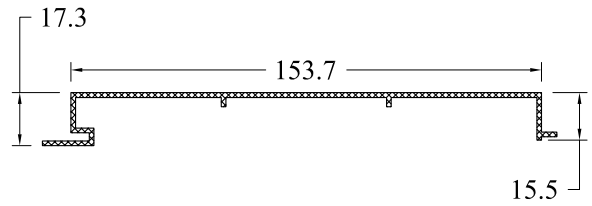


3080-20

1.475 kg / m

—

—

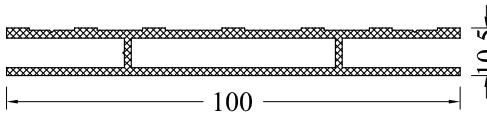


4426-16

0.925 kg / m

—

—

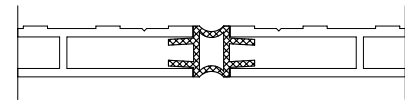


4443-18

1.050 kg / m

—

—




6346-12

0.168 kg / m

—

—



4421-18

0.955 kg / m

—

—