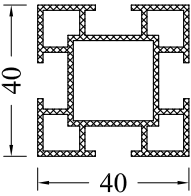
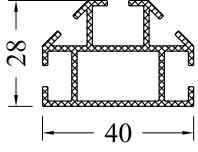
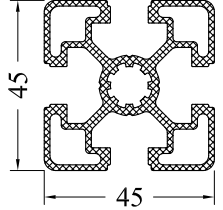
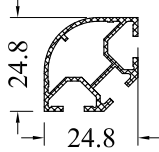
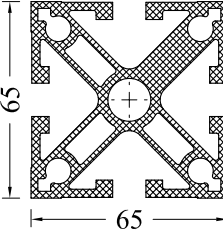
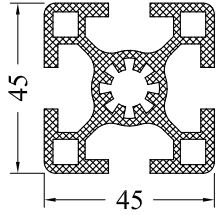

<p>5426-2.0 0.930 kg / m — —</p>	<p>3076-1.5 0.892 kg / m — —</p>
	
<p>2073-1.4 0.987 kg / m — —</p>	<p>4209-1.4 0.660 kg / m — —</p>
	
<p>4456-2.3 1.545 kg / m — —</p>	<p>3040-1.0 0.340 kg / m — —</p>
	
<p>4415 4.165 kg / m — —</p>	
	
<p>4652-1.8 2.000 kg / m — —</p>	